

***MORE CHOICE THAN
EVER BEFORE!!***



Horn
Crafting... Quilting... Sewing
Furniture

www.hornfurniture.co.uk

Spring / Summer 2015



***Our Mission is your comfort whilst Sewing,
Quilting, Patchworking or Crafting....***

For more information on our delivery service, please see back page.

Have a new sewing machine & need a replacement flat-bed fitting for your Horn cabinet....?

Extra flatbed Inserts are available in either an uncut condition to act as a filler for the opening or cut to fit around your sewing machine. There are many different types of insert/ inset now so when ordering its essential to have the measurements of the size of the rectangular opening in your Horn sewing cabinet to hand in order for us to take your order and supply you with the correct sized fitting. The information we require from you when placing an order is (See diagram below);

- The make/ brand and model number or name of your particular sewing machine.
- The length and width of the aperture/ opening that is cut into your cabinet.
- The type of fitting you require. Either an insert, (which has a lip around the edge to prevent it falling through the hole) or an inset, (has no lip and sits inside the hole on a ledge).

(These currently are fitted to the Quilters delight Mk2, Sewer's Vision & Elements.)

Also any information labelled on your old insert will help identify the correct insert size that you will need.

Inserts (have a lip around the edge)

1925 (Hide-away) £34.95 inc P&P (300 x 285mm approx.)

1927 (Standard) £46.95 inc. P&P (480 x 285mm approx.)

1929 (Long) £49.95 inc. P&P (530 x 285mm approx.)

1932 (Maxi) £59.95 inc. P&P (615 x 325mm approx.)

Insets (have no lip)

1942 (QD Mk2) £59.95 inc. P&P (615 x 330mm approx.)

1952 (Sewers Vision) £59.95 inc. P&P (625 x 339mm approx.)

Flatbed adapter kit (Only suitable for 480 & 530mm openings)

1928 £49.95 inc P&P

NEW!! Flatbed extension table adapter with adjustable legs; cut to fit your sewing machine.

(487 x 294mm table size approx.) £59.95 inc. P&P

Measurements we require in order to supply you with the correct insert/ inset fitting



**ORDER AN INSERT TO FIT
YOUR NEW MACHINE
TODAY!**

A Guide to the Horn delivery service....

An brief explanation of how our delivery system operates:

Stock availability allowing & unless otherwise stated, all deliveries using our own vehicles will be carried out within a 28 working day period starting from the day of us receiving your order. This is not to be understood that the delivery will actually take place on the 28th day of your order, this period is only meant as a general guide and should be viewed as the maximum period that your delivery might be, it may well be that it will take place sooner than this depending on when we are next in your area. Whatever period it is we will never arrive unannounced and will always give you notice of delivery by telephone usually giving a minimum of 3 days notice with not only the day of delivery but also with a 3 hour delivery slot on that day so as not to inconvenience you more than is necessary. With this, our standard service, your flexibility with time is needed and necessary to allow the delivery to take place with ease. Some however may require a quicker delivery than this which can be offered by using a specialist outside carrier, although this will incur an extra charge (also stock and the area that you live allowing) this can usually be made within a 7-10 day period from us receiving the order. Please note that there is no installation of your cabinet with this service as the delivery isn't made using our representatives, this also applies to any delivery made in Zone C of our map shown opposite. Please contact us for more information on this service or for a tailored quote.

Dealer Stamp

Zone A £29.00

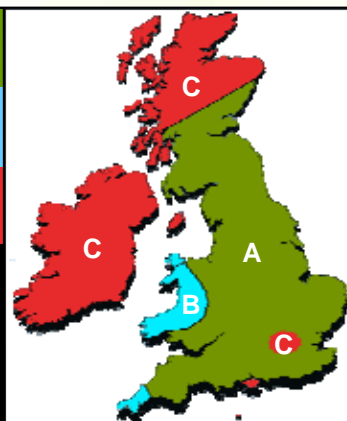
Zone B £39.00

The Zone B charge in Cornwall applies south of the A3058, St. Austell to Newquay Road

Zone C Price on request

We cannot offer our installation service in these area's as deliveries are usually carried out by outside carriers

Please be aware that there is only one driver to carry out the delivery and he/ she cannot be held under any obligation to take your cabinet upstairs. Any stairs mounted are wholly at the driver's discretion. Please also note that due to boxed sizes it is not possible for our driver to take the SUPERIOR (2042) or Maxi Hobby table (2005) up any stairs.



The Zone C charge in London applies to an address inside the Congestion charge zone.

HORN..... Exceptional delivery & installation service; talk with any existing Horn delivery and they will have only praise for our service.



To find out where your nearest Horn outlet is or for more product information please contact:


Horn Furniture (UK) Limited,
Unit 12, Oaktree Business Centre,
Spitfire Way, South Marston Park,
Swindon, SN3 4TX.
Tel: 01793 834304
Email: info@hornfurniture.co.uk
Web: www.hornfurniture.co.uk

The
SUPERIOR

- our largest and most spacious unit.

*Fitted with
Ideal for the new extra large sewing machine
Brother V series, Janome Horizon Ray
not just for larger machines its also*

(Take a look at p



**Finished with an attractive
soft formed edge**

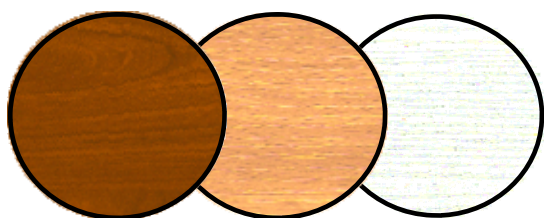
The SUPERIOR - Closed

**From its large proportions when opened, it has the ability to
close down dramatically**

- Centre of the needle sitting position, allows you to be directly in front of the needle when sewing.
- Extra stable, open base construction; 12 easy rolling (4 lockable castors), are attached to a specially designed reinforced frame.
- 3 step push down release maxi air-lift mechanism means a quick push down moves your machine from storage to flatbed to free-arm positions and will fit all domestic sewing machines on the market old or new! Most overlockers too!
- A versatile caddy system which glides out easily and can be positioned for either close-in sewing/embroidery or quickly expanded to a more spacious operating set up.
- Spacious, see through door storage bins make finding thread etc.. Easy!
- The work surface is fitted with flush mounted non snag hinges.
- Two drawers with steel gliders and a handy magazine compartment which adds even more storage.
- Huge work area at the back of the machine. Lifts up easily when needed and down when not (so it doesn't have to be open all the time). It has a very sturdy gate leg design with Quilters/ Patchworkers in mind but is ideal for all sewing projects.
- Stores both a sewing machine and an overlocker. Or maybe a second smaller craft class machine
- Entire cabinet glides closed, and locks for child safety when not in use.
- Handy storage holder for your machine insert.
- Attractive soft formed edging finish to the tops
- Comes fully assembled, the cabinet is beautifully finished front to back, inside and out.



Colour Chart



Teak, Beech, White

Building on the huge popularity of the ECLIPSE the SUPERIOR adds even more to that room, it has even more storage, it's designed with the much talked of 'centre of needle' sewing machine for easy mobility but for stability to, even with its large size they will enable you to move it easily. Your machine which is supported with a sturdy gate leg, this will allow you when needed to offer you comfort and consistency of stitch, something that you may never have experienced. It allows the user to carry out several different projects at once, the user can stand to the right whilst on the far left can sit at another piece of equipment, their overlocker perhaps or may be a second machine. It allows you the room to decide. It's for those of you who want that bit more, who need that bit more. **It's the ECLIPSE but on a grand scale.**

We regret that this cabinet is too large to be taken upstairs by our driver.

.. ever!

our Horn Maxi air-lifter!
machines, such as- the Bernina 700 & 800 series,
nge and Husqvarna Diamond amongst others but its
o ideal for any size of domestic sewing machine!

(page 35 to see how the air-lift works)



Huge seating area!

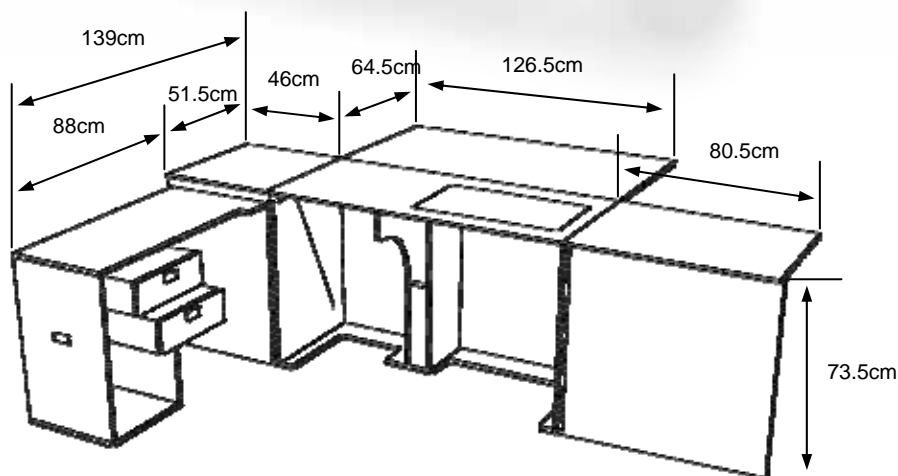
The SUPERIOR -
Fully expanded
The clever design allows
you to relocate the pull out
caddy onto the door by means of keyhole
connectors thus giving even greater
access & leg room



Centre of needle sewing
position & back supported work area
- ideal for quilters

Wide open spaces!

original break through design. It offers even more leg
ing position, it has even more large castors, not just for
ly into position. It has the huge work area at the back
the beauty of extra support with larger projects it will
d before. Due to it's individual design and size it
of their machine and piece together for instance
be pressing items with an iron and pressing mat - it
t extra space, who have that bit more room to fill.



CLOSED - WIDE 126.5cm (50") DEEP 56cm inc. drop leaf back (22") HIGH 76cm (29¾")

MODEL 2042 Price includes flatbed insert (The Cutting mat shown is an optional extra - see pg.33)

The ECLIPSE


- the ECLIPSE puts all

One of our most popular units of ever!

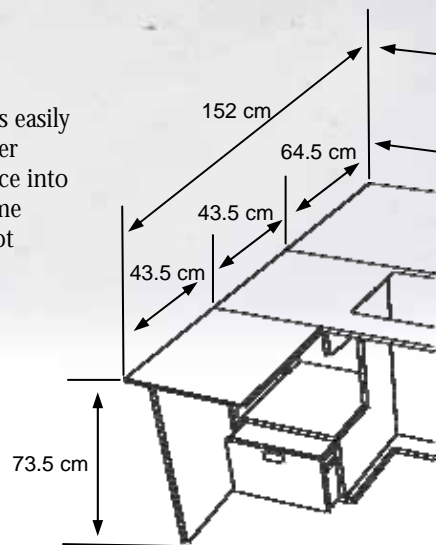
It's popularity knows no end!

From first viewing the advantages are immediately clear, it's compact enough to fit into any room, it glides easily into position on 8 castors, it's able to fit both a sewing machine and an overlocker, it's fitted with the longer lifter to allow it to fit most longer armed machines, it has an angled door not only to reduce swing out space into the room but also allow the door bins to recess under the lid to prevent catching of material and at the same time giving more support to the lid, it's now available in all of our 5 finishes, it's lockable with a key, it's got loads of storage and it's got a back work area. Simply put the Eclipse puts all the others in the shade.

Colour Chart



Teak, Beech, Medium Oak, Light Oak, White

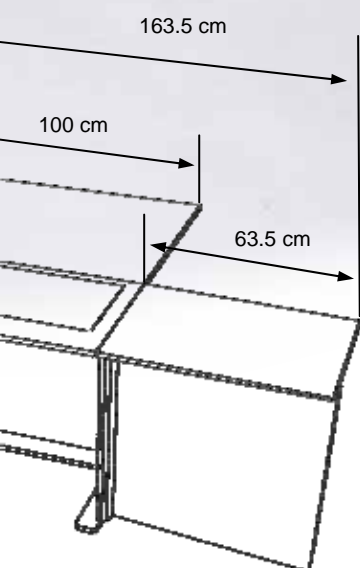


CLOSED - WIDE 100cm (39½") DEEP
(Internal dims for overlocker space - V

the others in the shade

*Centre of needle sewing position
& back supported work area - ideal for Quilters.
Fitted with our longer air-lifter.*

(Take a look at page 35 to see how the air-lift works)




48cm inc. drop leaf back (19") HIGH 76cm (29¾")
WIDE 34cm, DEEP 40cm, HIGH 42cm)



**The ECLIPSE - shown here from the back view-
gives a huge, sturdy, gate leg supported work area**

- Centre of the needle sitting position, allows you to be directly in front of the needle when sewing.
- Extra stable, open base construction; 8 easy rolling (3 lockable) castors, are attached to a specially designed reinforced frame.
- 3 step push down release air-lift mechanism means a quick push down moves your machine from storage to flatbed to free-arm positions and will virtually fit all domestic sewing machines on the market old or new!
- Spacious, see through door storage bins make finding thread etc.. *Easy!*
- Door storage bins are recessed under the lid by means of a specially constructed angled door system this allows your fabric to drape down without catching or disturbing the door bin contents.
- A large deep drawer with steel gliders.
- Huge work area at the back of the machine. Lifts up easily when needed and down when not (so it doesn't have to be open all the time). It has a very sturdy gate leg design with Quilters/ Patchworkers in mind but is ideal for all sewing projects.
- Stores both a sewing machine and an overlocker. Or maybe a second smaller craft class machine
- Entire cabinet glides closed, and locks for child safety when not in use.
- Handy storage holder for your machine insert.
- Attractive soft formed edging finish to the tops.
- Comes fully assembled, the cabinet is beautifully finished front to back, inside and out.

**Beautifully finished soft
formed edges**



The ECLIPSE - Very compact when Closed.

The QUILTER'S DELIGHT Mk2

- a uniquely designed Quilting table.....

You wanted :

- ▶ A large working area positioned all largest projects,
 - ▶ A handy support to the right of the machine,
 - ▶ Rounded off corners to prevent you from hurting yourself,
 - ▶ A greater seating area ,
 - ▶ More drawer storage,
 - ▶ A large flat area to cut out / piece together,
 - ▶ Arrives with everything included for you to start quilting,
 - ▶ The ability to accommodate even the largest projects.
- It's what you've been waiting for Order now!

INCLUDED- a handy mobile set of drawers which when stored sits tidily inside the main table, so reducing its floor space, but when pulled out to be used it can be moved to any position best suited for you.

The QD2 - Closed down
(with hole filler piece in place)




A work bench purpose made for Quilting!

You can add to your storage with our Rolla storage unit



Colour Chart



Beech, White

Now in white!

The QD2 - opens up to offer you not only a huge supported work space every where you need it but a great deal of storage too!

Fitted with a large work area
Ideal for the largest projects
such as the largest projects
Janome H
amongst others

sized
(Table)

Please note that this cabinet is very big and any stairs mounted will be at the driver's discretion and that the

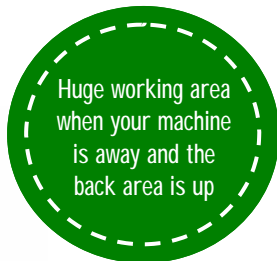
for you & your sewing machine!

around you and able to support even the

machine,
r project from catching,

on when the machine is away,
one unbeatable price,
e largest sewing machines,
yours today!

INCLUDED— the QD2 is automatically supplied with a filler piece which fills in the hole left when your machine is stored away, so with the back area up it will create a large solid cutting area.



The QD2 - with the back work surface down



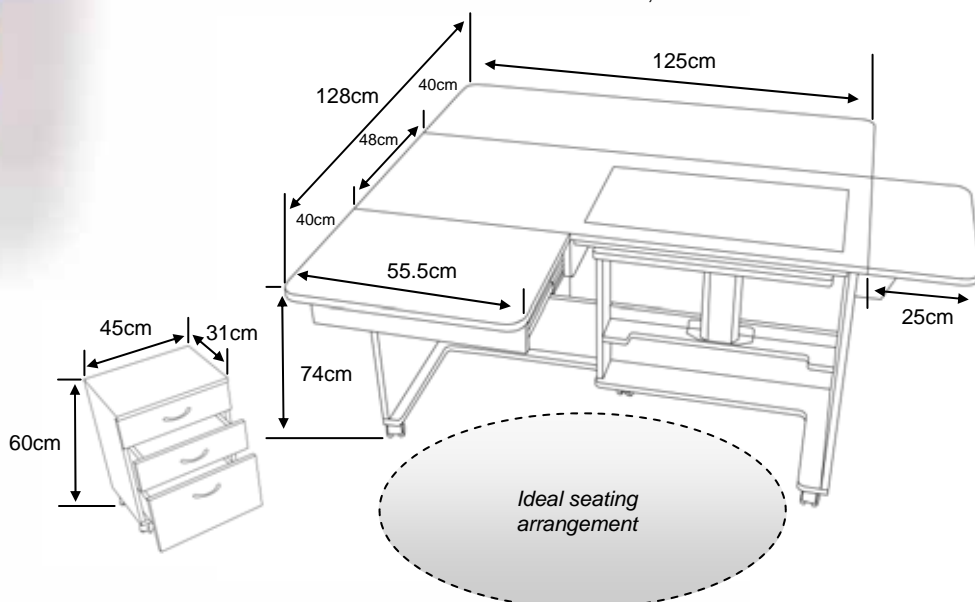
The QD2 - with the back work area up - rigid stability on the 2 supporting legs!



- Centre of the needle sitting position, allows you to be directly in front of the needle when sewing.
- Extra stable, open base construction; 7 easy rolling lockable castors (main unit) & 4 on the set of drawers, attached to a specially designed reinforced frame.
- 3 step push down release air-lift mechanism means a quick push down moves your machine from storage to flatbed to free-arm positions and will fit virtually all domestic sewing machines on the market old or new!
- A Handy set of mobile drawers included.
- Back work area behind the sewing machine. Lifts up easily when needed and down when not (so it doesn't have to be open all the time). It has a very sturdy dual gate leg design with Quilters/ Patchworkers in mind but is ideal for any sewing project.
- Additional filler piece included. So you can fill in the hole that is left when the machine is down. This gives you a large area to cut out, piece on etc...
- Extra work surfaces to the left & right of you.
- Handy storage 'cubby hole' under the left side flap for machine accessories.
- Comes fully assembled, the cabinet is beautifully finished front to back, inside and out.

d with our Horn Maxi air-lifter!
he new extra large sewing machines—
Bernina 800 series, Brother V Series
horizon Range & Husqvarna Diamond
ers but its not just for larger machines
its also ideal for all normal
domestic sewing machines too!

(take a look at page 35 to see how the air-lift works)




CLOSED - WIDE 127cm (50") DEEP 52cm inc. drop leaf back (20") HIGH 74cm (29")

Bernina 7 series is too tall in order to fit the filler piece in place when the machine is down. MODEL 2032 Price includes flatbed inset

The Maxi
OUTBACK

- still as compact & now fitted with our

Improved
Design!




Just 2ft 9ins by 1ft 10ins
when its closed!

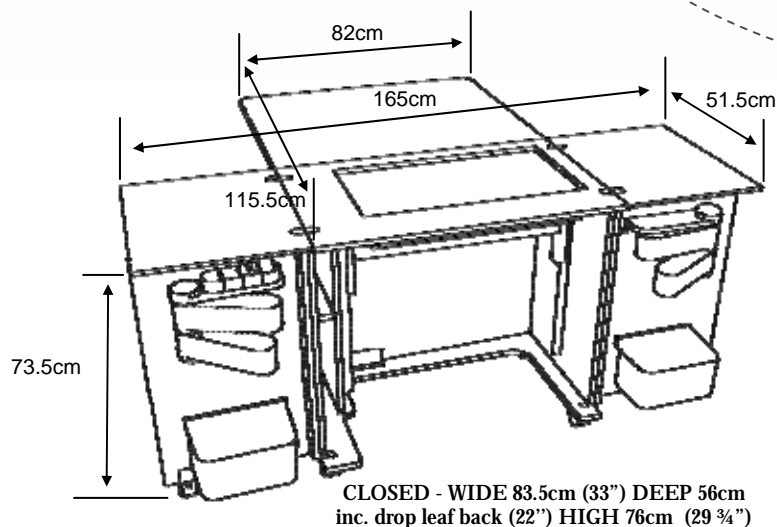
The smallest cabinet to
Maxi-III
-a compact cabinet that can
able to fit even the biggest
market today; i.e. Bernina
Brother V series, Janome
Husqvarna Diamond
(Take a look at page 35 to see)

Now available in teak!

Colour Chart



Teak, Beech



CLOSED - WIDE 83.5cm (33") DEEP 56cm
inc. drop leaf back (22") HIGH 76cm (29 3/4")

largest lifter!



When the back work area's up, its ideal for working on.
(The Cutting mat shown is an optional extra)

- Centre of the needle sitting position, allows you to be directly in front of the needle when sewing.
- Extra stable, open base construction; 7 easy rolling (3 lockable) castors, are attached to a specially designed reinforced frame.
- 3 step push down release maxi air-lift mechanism means a quick push down moves your machine from storage to flatbed to free-arm positions and will fit all domestic sewing machines on the market old or new!
- Spacious, see through door bins are recessed under the lid by means of a specially constructed angled door system this allows your fabric to drape down without catching or disturbing the door bin contents. Also a handy magazine compartment with dividing shelf which adds even more storage.
- The work surface is fitted with flush mounted non snag hinges.
- Large work area at the back of the machine. Lifts up easily when needed and down when not (so it doesn't have to be open all the time). It has a very sturdy gate leg design with Quilters/Patchworkers in mind but is ideal for all sewing projects..
- Handy storage holder for your machine insert.
- Attractive soft formed bevelled edging finish to the tops
- Comes fully assembled, the cabinet is beautifully finished front to back, inside and out.

*to be fitted with our
lifter!*

*to fit into any home and is
sewing machines on the
700 & 800 series,
Horizon Range and
to name a few....
(see how the air-lift works)*

**Beautifully finished soft
formed edges**



**The Maxi- OUTBACK closed,
nicely finished with a soft formed edge**

*The Maxi Outback is our compact
cabinet that will fit all the big long
armed sewing/ quilting machines!*

The
GEMINI

- a super compact Sewing / Quilting

*The Gemini offers' great
value for money!*

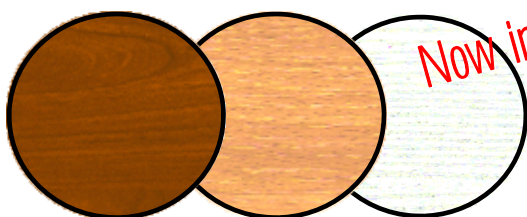


*Only needs
2½ ft by 1½ ft
floor space
when closed*

*Centre of needle sewing
position & back supported w
Ideal for Quilters who are tight
Fitted with our longer air-*

(Take a look at page 35 to see how the

Colour Chart



Now in white!

Teak, Beech, White

NEED MORE STORAGE?
You can add a Rolla
storage unit to match
in with his model!

station

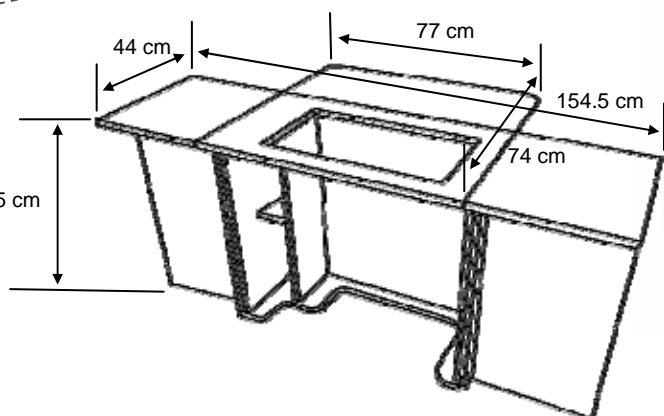


ing
work area.
t for space.
-lifter.
(air-lift works)



The GEMINI - pictured here in Beech— is fitted with the excellent recessed door design and handy easy up compact back flap

- Centre of the needle sitting position, allows you to be directly in front of the needle when sewing.
- Extra stable, open base construction; 7 lockable easy rolling castors, are attached to a specially designed reinforced frame.
- 3 step push down release air-lift mechanism means a quick push down moves your machine from storage to flatbed to free-arm positions and will fit virtually all domestic sewing machines on the market new or old!
- Door storage bins are recessed under the lid by means of a specially constructed angled door system this allows your fabric to drape down without catching or disturbing the door bin contents.
- Fantastic newly designed spacious, see through thread boxes that are designed to be removable. This not only makes finding thread etc.. Easy... but you can take them with you as well! Also a handy magazine compartment with dividing shelf which adds even more storage.
- The work surface is fitted with flush mounted non snag hinges.
- A compact, convenient lift up work area at the back of the machine. It lifts up easily when needed and down when not (so it doesn't have to be open all the time). It has a very sturdy gate leg design with Quilters/ Patchworkers in mind but is ideal for all sewing projects.
- Comes fully assembled, the cabinet is beautifully finished front to back, inside and out.



CLOSED - WIDE 77cm (30¼") DEEP 46cm (18¼")
inc. drop leaf back HIGH 76cm (29¾")



**The GEMINI -
Super compact closed**

The CALYPSO

-one of our most ingenious designs...

Fantastic
open seating
area design

*It will store both your sewing machine and overlocker
or perhaps your smaller work shop sewing machine*

*Like our SUPERIOR model the
CALYPSO is made with greater depth
to the cabinet which is another
subtle way of adding to the perfect
seating position*

Colour Chart

Now in white!

Teak, Beech, White

*Fantastic central seating area.
For it's size, there's never been anything q*


*Fitted with our Hor
Ideal for the new extra large sewing machines--
Brother V series, Janome Horizon Range and Husq
larger machines its also ideal for all norm*

(Take a look at page 35 to see

. ever!

- Centre of the needle sitting position, allows you to be directly in front of the needle when sewing.
- Extra stable, open base construction; 8 easy rolling (3 lockable) castors, are attached to a specially designed reinforced frame.
- 3 step push down release maxi air-lift mechanism means a quick push down moves your machine from storage to flatbed to free-arm positions and will fit all domestic sewing machines on the market old or new!
- Spacious, see through door storage bins make finding thread etc.. easy.
- Door storage bins are recessed under the lid by means of a specially constructed angled door system this allows your fabric to drape down without catching or disturbing the door bin contents.
- The work surface is fitted with flush mounted non snag hinges.
- A large deep drawer with steel gliders.
- Stores both a sewing machine and an overlocker. Or maybe a second smaller craft class machine....
- Entire cabinet glides closed, and locks for child safety when not in use.
- Handy storage holder for your machine insert.
- Attractive soft formed edging finish to the tops.
- Comes fully assembled, the cabinet is beautifully finished front to back, inside and out.

The CALYPSO - still compact when Closed



Beautifully finished soft formed edges

Inspired door Design

Compared with many of our larger units the CALYPSO needs very little extra floor space when its closed



The radical CALYPSO design gives plenty of width and depth to give you greater leg room and ultimately comfort. Made even better if you add our Horn Hobby chair to enhance your perfect sewing position!

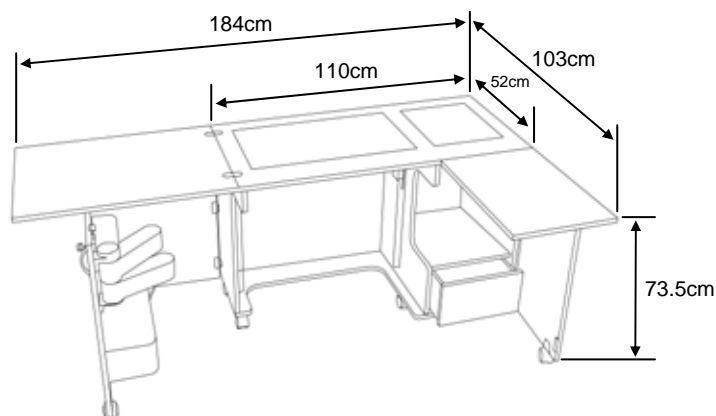
quite like this!!

The CALYPSO is based on one of our most popular designs ever- the Nova- but with some great new improvements!

n Maxi air-lifter!

such as the New Bernina 700 & 800 series, Arna Diamond amongst others but its not just for small sized domestic sewing machines too!

(see how the air-lift works)



CLOSED - WIDE 110cm (43½") DEEP 52cm (20") HIGH 76cm (29 ¾")

MODEL 1092 Price includes flatbed insert

The
NOVA

- the Classic Sewing Cabinet




*Improved door
Design!*

Closed the NOVA is a handsome compact piece of furniture shown here in Medium Oak

- Tops open to become work area extensions and an organiser door that swings open smoothly and easily and locks into place.
- An extra deep drawer, handy shelf, and a recessed table top accessories organiser adds even more storage.
- Extra stable, open base construction; 7 easy rolling lockable castors, are attached to a specially designed reinforced frame.
- 3 step push down release air-lift mechanism means a quick push down moves your machine from storage to flatbed to free-arm positions and will fit virtually all domestic sewing machines on the market old or new!
- Spacious, see through door bins make finding thread etc.. easy.
- The work surface is fitted with flush mounted non snag hinges.
- A large deep drawer with steel gliders.
- Handy storage holder for your machine insert.
- Stores both a sewing machine and an overlocker. Or maybe a second smaller craft class machine
- Entire cabinet glides closed, and locks for child safety when not in use.
- Comes fully assembled, the cabinet is beautifully finished front to back, inside and out.



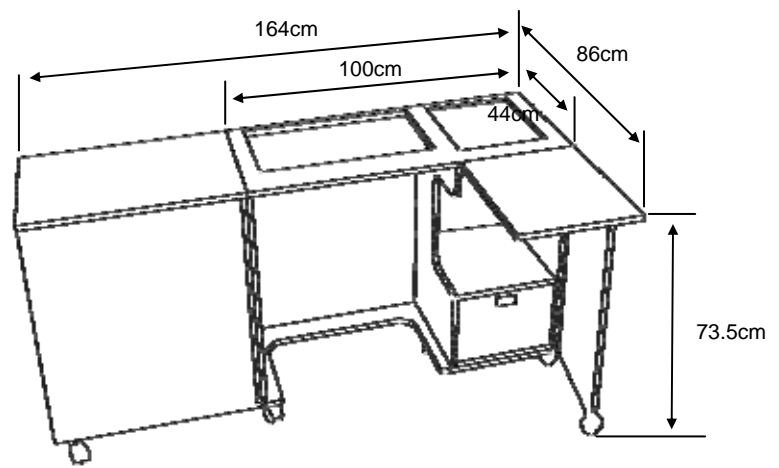
Colour Chart



Teak, Beech, Medium Oak, Light Oak, White

Available in 5 finishes!

With the NOVA you can store both your sewing machine, overlocker and all your vital sewing accessories in one easy to get at location—no problem!



CLOSED - WIDE 100cm (39½") DEEP 44cm (17½ ") HIGH 76cm (29¾")

Heaps of storage & fitted with a handy removable accessory tray



Our most compact unit that can take both an overlocker and sewing machine

Fitted with our longer air-lifter

(Take a look at page 35 to see how the air-lift works)

The
CUB plus

- the Cub's still as cheeky as ever!

NEED MORE STORAGE?
You can add a Rolla
storage unit to match
in with this model!

SO COMPACT!
Only
2 ft by 1½ ft
when closed

Fitted with our standard air-lifter.

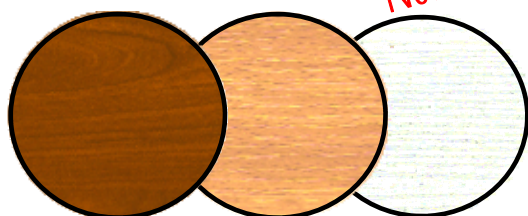
(Take a look at page 35 to see how the air-lift works)

- Extra stable, open base construction; 5 easy rolling lockable castors, are attached to a specially designed reinforced frame.
- 3 step push down release air-lift mechanism means a quick push down moves your machine from storage to flatbed to free-arm positions and will fit many domestic sewing machines on the market old or new!
- Fantastic newly designed spacious, see through thread boxes that are designed to be removable. This not only makes finding thread etc.. Easy... but you can take them with you as well!
- Door storage bins are recessed under the lid by means of a specially constructed angled door system this allows your fabric to drape down without catching or disturbing the door bin contents.
- The work surface is fitted with flush mounted non snag hinges.
- Comes fully assembled, the cabinet is beautifully finished front to back, inside and out.

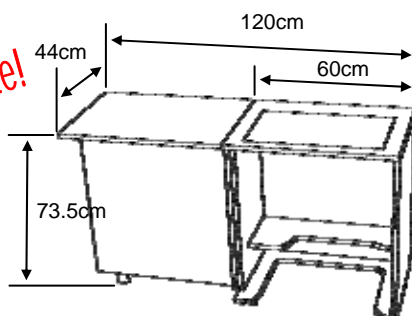
The Cub+ offer's so much for your money!

Colour Chart

Now in white!



Teak, Beech, White



CLOSED - WIDE 60cm (23¾") DEEP 44cm
(17½") HIGH 76cm (29¾")

MODEL 1010 *The flatbed insert is an optional extra with this unit at £39.*



*The CUB plus is super compact
when closed*

The Maxi HOBBY - TABLE

New & Improved!

- ▶ A table ideal for Cutting, Quilting, Sewing, smocking in fact any hobby!
- ▶ Storage for both your sewing machine and an overlocker
- ▶ There are storage cupboards on both sides
- ▶ Rounded table corners for safety

- ▶ 87cm (34 ½ ins) height is ideal for working while standing up. No bending, kneeling or stooping!
- ▶ Extra Stable construction; easy-rolling castors are attached to a specially designed reinforced frame, much more stable than a folding or dining room table.
- ▶ Rounded corners keep your projects safe from snags and from children catching themselves accidentally.
- ▶ Handy storage cupboards located on both sides.
- ▶ Storage shelves are adjustable or removable.
- ▶ Entire unit quickly folds down and easily rolls away when not in use.
- ▶ Comes fully assembled. Table is beautifully finished front and back, inside and out.



Slim & Mobile when closed



Useful storage cupboards both sides...



...one side fitted with an adjustable shelf for larger items...



...the other fitted with removable storage baskets.

Extra stable double leg design




The correct height to stand and work at

87cm

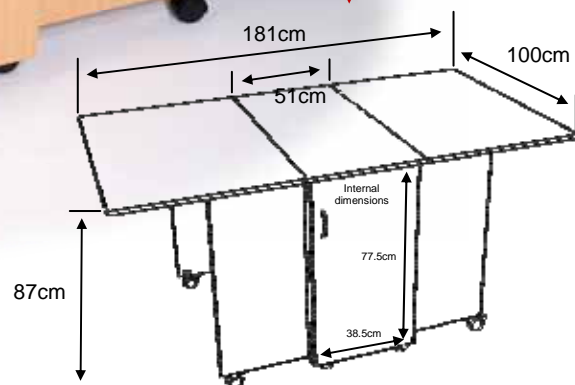
New larger table size

Colour Chart



Now in white!

Teak, Beech, White



CLOSED - WIDE 100cm (39½") DEEP 51cm (20") HIGH 87cm (34¼")

- another great idea from Horn-
Ideal for all types of hobby... Sewing, Quilting, Patch



This is real magic!

Your sewing machine can be operated in either a table top position (for free-arm or embroidery use etc...) or lowered for our inset to be fitted around it to give a huge flatbed sewing position. Alternatively you can remove your machine entirely and use it as a large cutting out surface. There's even a purpose made cutting mat available which is made to fit the table dimensions perfectly.

NEED MORE STORAGE?
You can add a Rolla
storage unit to match
in with this model!


*Great table size;
60" by 40"
Ideal for any craft use.*

- Tough, knock resistant ABS edging surrounds the top of the table- for increased durability.
- 1" thick table top for extra strength.
- Tilts for storage by means of a pull release catch mechanism to give back valuable floor space to a room.
- Easily height adjustable by simply turning a crank handle.
- Can be raised to work on above other furniture in the room.
- A large height adjustment range to suit virtually any user. Can be lowered to sit at or raised to stand and work at.
- Clever platform for the sewing machine to rest on; can either be dropped for flatbed use or raised for free-arm or embroidery arm use.
- Maxi aperture; giving it the ability to fit even the largest sewing machines on the market.
- 1 inset to fit sewing machine included
- Easily mobile on 4 large lockable wheels.

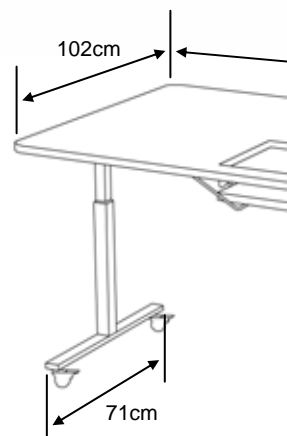


**4 large, rubberised, lockable
castors**

*Made to measure
cutting mat
available for this table*



*Fitted with
Ideal for the new extra large
& 800 series, Brother
Diamond amongst others
its also ideal for*



work, Cutting, Piecing....anything!!



It easily & conveniently folds up out of the way when not being used

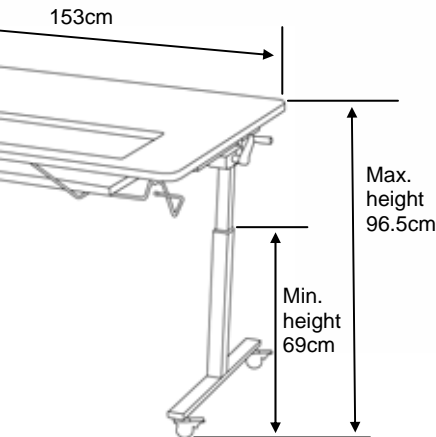
*Unrivalled
freedom & Comfort.
No more kneeling,
bending or stooping ...
for anyone*



*With our Horn Maxi sized opening!
Large sewing machines, such as- the Bernina 700
V series, Janome Horizon Range and Husqvarna
others but its not just for larger machines
or any size of domestic sewing machine!*



*Easy and quick height
adjustment by the
turn of a handle.
Maintenance free, reliable &
simple to operate!*



Colour Chart




White

The HILO

- arguably the best craft table.... ever!

The Horn HILO – the table that's taking the Sewing, Patchwork & Quilting community by storm.

Something that we've been asked for over and over again in the past is a large work surface that has the ability to have its height adjusted. Well its taken its time and after painstaking development.... its now here! From first viewing what's immediately obvious is the quality and strength of its build, it has the same 1" inch thick table top as the *STELLA* unit this gives true support & strength when heavy duty use is required and it has a durable ABS knock resistant edge to put up with years of use. It's finished with a hard wearing, fresh and tasteful Beech veneer, the main construction is of strong steel covered in a home friendly cream anti- bacterial powder coating to keep it clean & sterilised and its fitted with easy mobile lockable wheels, which again are of a commercial grade finish. It is capable of adjusting from a comfortable sitting height of 70.5cm to a full 97.5cm standing height (approx), the overall work area is 102cm (40") x 152.5cm (60") something that will impress even the mightiest of its users. The height is adjusted simply by turning a crank handle which is situated on the side of the table, this crank adjustment has a high turn ratio which allows the user to smoothly and easily raise or lower the table even whilst weight is on it, be it a light project or even with heavier items such as sewing machine equipment. The hand crank system is simple but very effective, foolproof and extremely reliable with far less to go wrong, this will ensure years of trouble free service for which Horn has become renowned. But what if space is a problem? No problem another great feature of the HILO is that it allows the table to tilt upwards out of the way so when not needed it can give back valuable floor space to your room, once up it can be used as a handy design wall. As an extra there is also available a tailor made hobby/cutting mat which can be used for rotary cutting and will accept pins to hold your projects in place, this can be purchased together with the HILO or at a later date depending on your needs.



The HILO conveniently folds up out of the way when not in use




Quick, easy, pull-catch release system to tilt table



Made to measure cutting mat available for this table



The HILO will easily lower to your sitting height and allows huge leg room



*Unrivalled
freedom & Comfort.
No more kneeling,
bending or stooping
.....for anyone*

NEED MORE STORAGE?
You can add a Rolla
storage unit to match
in with this model!

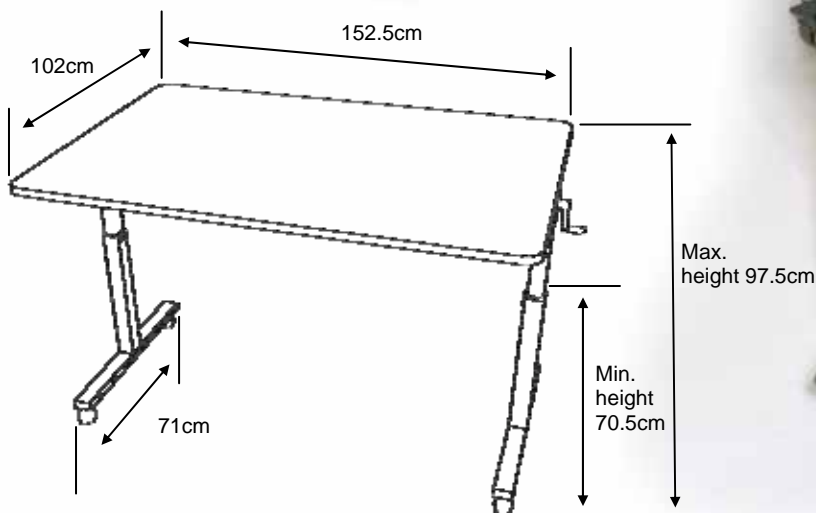


**Easy and quick height
adjustment by the
turn of a handle.
Maintenance free, reliable &
simple to operate!**

*Not just for
sewing....
ideal for photography,
graphic work or any
craft use*


*Great table size;
60" by 40"
Ideal for any craft use.*

*Commercial build
strength & quality!*



*The HILO will raise to
your perfect height.
Pictured here with the
optional Horn
Cutting/ Craft mat*

Colour Chart



Beech

**DELUXE
ROLLA STATION**

- A super NEW pressing, cutting, storage combination idea from Horn

This handy new unit has so many uses...

New!

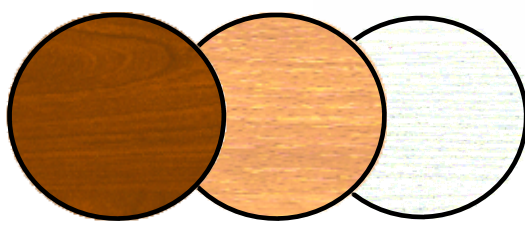


Closed the Deluxe Rolla Station is compact enough to fit in anywhere.

- Compact and easily mobile on 5 lockable castors.
- Fitted with 2 x thread holder drawers, (the first drawer has 88 threadholders, the second 55. Able to take threads of up to 70mm in height) also 1 x standard and 1 x large storage drawer.
- Supplied with a handy built in pressing/ ironing board.
- Opens up to give another work surface.
- Available in 3 popular finishes; Beech, Teak and White.
- Made to match in perfectly with, specifically, the Superior, Calypso, Eclipse, Nova, Hilo & Sewer's Vision but compliment any existing Horn cabinet.
- A great all round unit to add to your existing Horn set-up.
- Solid, sturdy & quality construction you've come to expect from Horn.



Colour Chart



Teak, Beech, White



CLOSED - WIDE 43.5cm (17¼") DEEP 54cm (21¼") HIGH 76cm (30¼")
MODEL 907 shown in Teak

ROLLA STORAGE

- A great storage idea from Horn



The Rolla storage is so compact and neat...



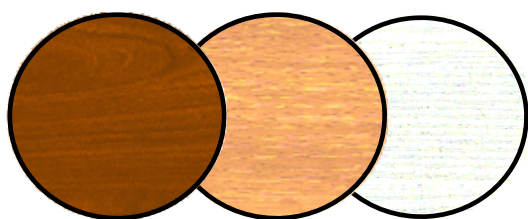
The Rolla storage will sit happily either side of your existing Horn sewing cabinet or have 2..... one for both sides of your cabinet. You've plenty of storage now!

- Compact and easily mobile on 5 large lockable castors.
- 270° door hinges which allow the door to fold conveniently out of the way when its open.
- Robust removable storage trays, ideal to be taken to where you need to work.
- Available in 3 popular finishes; Fresh Beech, Warm Teak and now in Clean White.
- Solid, sturdy & quality construction.
- Made to match in with, more specifically, the Gemini, Cub Plus, Quilter's Delight, Hilo & Sewer's Vision but will compliment to any existing Horn cabinet.
- Made to match the height of a Horn cabinet when its open so creating a valuable level & increased work area.

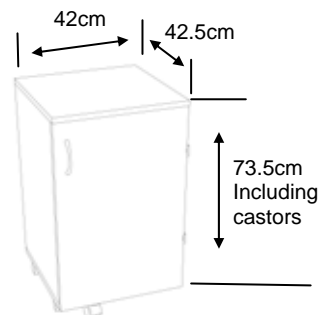


The Rolla Storage closed is compact enough to fit in anywhere.

Colour Chart



Teak, Beech, White



CLOSED - WIDE 42cm (16½")
DEEP 42.5cm (16¾") HIGH 73.5cm (29")

MODEL 906 shown in Beech

- Super sturdy with 6 castors in all, 4 being extra large, heavy duty, lockable wheels fitted to the main body - make's for easy mobility regardless of stored weight or once locked holds rigidly in your chosen place.
- Tough, knock resistant ABS edging surrounds the top of the table- for increased durability.
- A convenient slide out hooping platform that when not in use hides away above the top drawer– great for placing scissors etc... when table top is covered.
- 4 large deep drawers and the bottom drawer is extra deep; perfect for storing bulky machine accessories eg; cap frames....
- 4 large pigeon holes- ideal for storing large embroidery frames, cutting mats, magazines....
- Lift up work areas either side of the main body that are held in place by sturdy gate leg supports– have them either up or down when needed.
- 1" thick table top– helps eliminate vibration and limits operational noise with larger machines.
- Please note that due to its finished size this unit is supplied in an easy- ready to assemble- form which makes for trouble free delivery or collection and will make upstairs or other more awkward locations no problem.



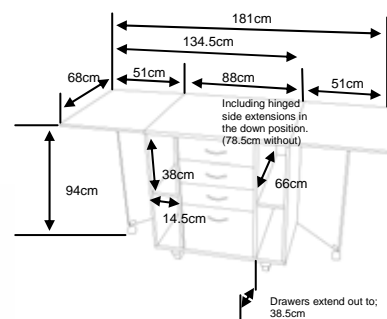
The STELLA (Closed)

Due to its height, strength & storage the Stella is perfect for all kinds of craft or embroidery machines.



*A cleverly hidden
platform above the top drawer*

NEED MORE STORAGE?
You can add a Rolla storage unit to match in with this model!




CLOSED - WIDE 88cm (34 1/2") DEEP 68cm (26 3/4")
HIGH 94cm (37")

*Huge storage capacity drawers
and pigeon holes ideal for
awkward specialist items e.g.
embroidery hoops etc...*



Colour Chart



Beech

A perfect height to stand and work at!

The STELLA Model 3006 (Opened)

Horn
HIDE-AWAY

- Get mobile with the Hide-away

New!

**IMPROVED
DESIGN**

Now fitted with wheels, a leg securing strap for even easier portability and a handy tape measure!



The Hide-away quickly unfolds into a sturdy open legged sewing area with both a free-arm sewing position and more importantly a uniquely designed flat-bed sewing position. Ideal convenience for today's sewers' mobile needs.

Have a look at the movie on our website to see just how easy this is to open and close

I only weigh 16.5Kg's!

Choose between a fresh clean white finish with a matching white frame



....or a traditional medium oak with a matching brown frame



- Ingenious and unique lift up flatbed work surface. This allows you to comfortably work on the Hide-away as just a table or its quickly convertible to a flatbed work area for more specialized sewing at the correct height,
- An insert cut specifically to fit around your sewing machine to give you a large flatbed work area—**Insert Included!**
- Available in 2 hard wearing, home friendly finishes,
- Solid, sturdy & quality construction, **it will really surprise you how good it is!**
- Light, portable design which allows it to be taken with you and your machine,
- Arrives fully assembled, and ready to go!

The Hide-away folds down quickly & easily allowing it to be portable and to store in any convenient household location or taken with you to a friend's house, club or class perhaps?



Model 34

Dimensions:- Wide: 106cm (41¾") Deep: 49.5cm (19½")
High: 69.5cm (27¼") open 79cm (31")

The ELEMENTS *New!*



The 'Elements' Sewing table (Model 201)



The 'Elements' Drawers (Model 202)



The 'Elements' Storage chest (Model 203)

*Mix and match
units to create
your perfect
sewing set-up!*


*3 different
The cle
allowing it to fit
(wit*



*A huge
allowing*

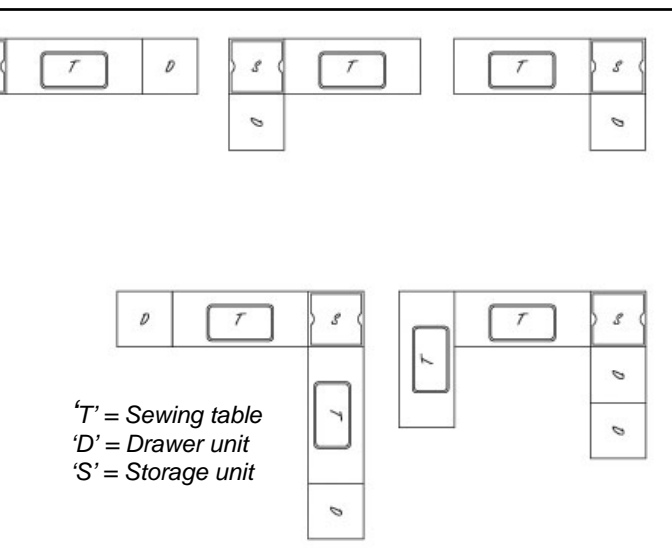
*Fitted with
our maxi
opening!*

Colour Chart



Teak, Beech, White

- Available in 3 of our most popular finishes.
- The 'Elements' clever design allows for many different configurations to fit in
- Fitted with our maxi aperture/ opening giving it the ability to fit even the largest
- Fitted with a 2-position manual mechanism platform which allows either a flat
- To get the most out of the flatbed position you can purchase a separate inset
- Great value. Start with just the main table unit and add to it depending on what
- Arrives in an easy to assemble form which makes for easy collection and allow

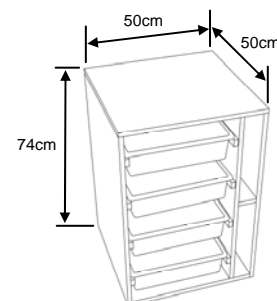
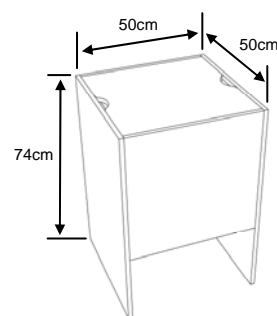
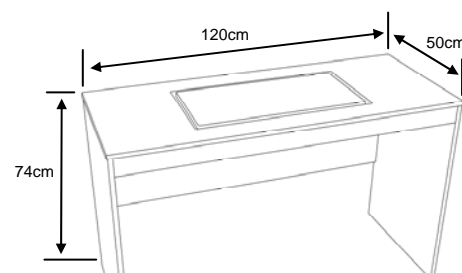


types of unit allowing you to Choose your own arrangement!
 ever modular design gives many different configuration possibilities
 perfectly into your home. When assembled each unit can be fixed together
 h fixings screws provided) to give a sturdy continuous surface.
 Above we've shown a few setup ideas to get you started....

*The Elements when combined
 becomes so much more than
 the sum of its parts!*



*spacious seating area
 g the perfect seating
 position!*



with your room.
 t domestic sewing machines.
 bed or free-arm sewing position. Each position can be reached by a quick release adjustment lever.
 (part number- 1942) cut to fit your particular brand of sewing machine.
 at you decide or up to whatever you can afford.
 ws it to be built up in awkward to get to places in the home.

*Available in
 3 finishes!*

The CUT EASY MK2

The Cut Easy Mk2 with cutting/ working surface open.



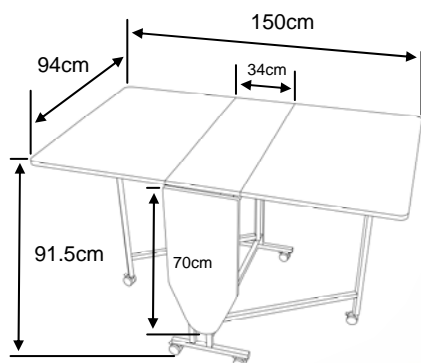
The Cut Easy Mk2 completely folded down.

New!

- Extremely compact when closed.
- Very versatile for all types of craft use.
- Sturdy construction.
- Ideal standing height.
- Handy built in pressing/ ironing board.
- Huge work surface when fully opened.
- Easily movable on large lockable castors.
- Arrives in a ready to assemble form which makes it ideal to build up in awkward to get to places in the home.




The Cut Easy Mk2 with a partially opened cutting/working surface & pressing table up.



Dimensions when closed:

34cm (13 1/3") Wide
94cm (37") Deep
91.5mm (36") High

Colour Chart



White




Cut Easy MK2 completely opened up

Great standing height... 36ins!

Flat-bed Extension table

New!

- Custom cut to fit almost all sewing machines.
- Handy size.
- Quick, easy assembly.
- Adjustable height legs to allow easy height adjustment to suit your machine.
- Ideal for all those current or older sewing machines that an extra flatbed adapter table either wasn't made for or now not available for.



An adapter to extend
the flatbed work
surface of your
sewing machine.

**CAN BE CUT TO FIT
ALMOST ALL SEWING
MACHINES**



The HOBBY - CHAIR

- the Horn Hobby Chair



RECOMMENDED BY

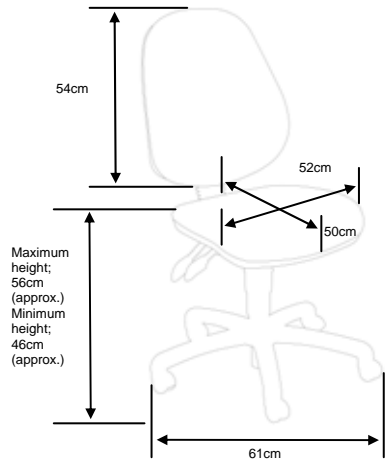


R. QUINN,
MCSP, Reg.Mem. HPC, Mem.IEHF
and ACPOHE
"... working in partnership to address
seating and back issues and provide positive
preventative and corrective solutions."

As any hobbyist will tell you one of the most important things you'll need when sitting for long periods is a correct sitting posture, good support and probably most importantly comfort. We have all seen budget priced chairs which are photographed so beautifully but once you start to look a little deeper the photogenic façade starts to slip. Lack of adequate padding for instance or poor quality padding which starts to disintegrate within a very short period, low quality components which can look identical but last nowhere near as long or just plain bad manufacture; these are just a few examples. The Horn *HOBBY CHAIR* however, offers something for everyone, because after all we are all individuals with different needs. It features a 3 lever mechanism, this allows for huge precise adjustment, you can change not only the back height and rake position but also the tilt of the main seat, just like a luxury car seat. The Horn *HOBBY CHAIR* offers a sculptured, deep, luxuriously padded seat and back with an approved contoured support to fit into your body, it can be quickly raised or lowered to your desired position by means of a gas elevator and is fitted with a smaller castor base to allow you to fit easily into your sewing cabinet. To finish off the perfect chair it's available in four home friendly fabrics.


The perfect chair to finish off your perfect sewing room.

"The best seat in the house is now endorsed & approved!"



All dimensions are approximate

The Fabric colour pictured is Sandstone




Fabric Chart

*Like to see a sample of a fabric?- No problem
Contact us on 01793 834304 and we'll sort it out for you.*

The 'Tall' HOBBY - CHAIR

- the New Horn 'Tall' Hobby Chair



Fabric Chart

*Like to see a sample of a fabric?- No problem
Contact us on 01793 834304 and we'll sort it out for you.*

"The best seat in the house just got taller!"

New!

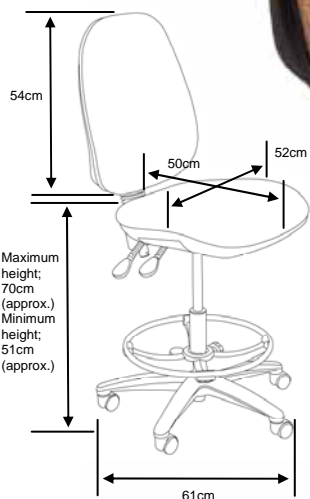


RECOMMENDED BY



R. QUINN,
MCSP, Reg.Mem. HPC, Mem.IEHF
and ACPOHE

"... working in partnership to address
seating and back issues and provide positive
preventative and corrective solutions."



All dimensions are approximate



Gas lift adjustment



3 lever adjustment

*The Fabric colour
pictured is Sandstone*

*All the advantages of our
standard Hobby chair....
but now with extra height!*

THE SAME GREAT FEATURES BUT NOW AS AN EXTRA TALL CHAIR.....
This will allow you all the endorsed comfort and support of the original Horn
Hobby chair but at a far greater height with an enhanced sitting height of 70cm
off the ground! (The normal chair being 56cm). This is ideal for sitting at
higher surfaces such as our HILO, Sewers Vision and Maxi Hobby table.

Range of
HORN SCISSORS

New!



Horn Essentials

Another professional quality product from the new Horn Essentials range....



Precision ground by expert hands using traditional methods



The blades are connected using an in-house developed technique. Allowing for tension adjustment between blades.



Every pair of scissors are subject to a strict quality control procedure before being declared ready for sale.

- Superior quality....High calibre, rust resistant Solingen stainless steel. No nickel is used in the manufacture of the steel alloy which gives anti-allergenic properties.
- In house, injection moulded, long life handles for superb ergonomic hand comfort. This gives excellent balance and lightness during use which lessens hand fatigue.
- 6 sizes to choose from covering virtually all sewing, quilting & craft applications.
- Hand ground by German craftsmen from a company with well over 100 years of experience in scissor production.
- Fitted with an adjustable fixing screw. This fixing has been specially designed in-house to allow the tension between the blades to be adjusted and, if separated by a professional, allows the re-grinding/ sharpening of the blades. This gives the possibility of an exceptionally long service life.
- Solid, reliable German made quality.

German made quality!

Excellent, long lasting sharpness- made using the highest grade stainless steel!



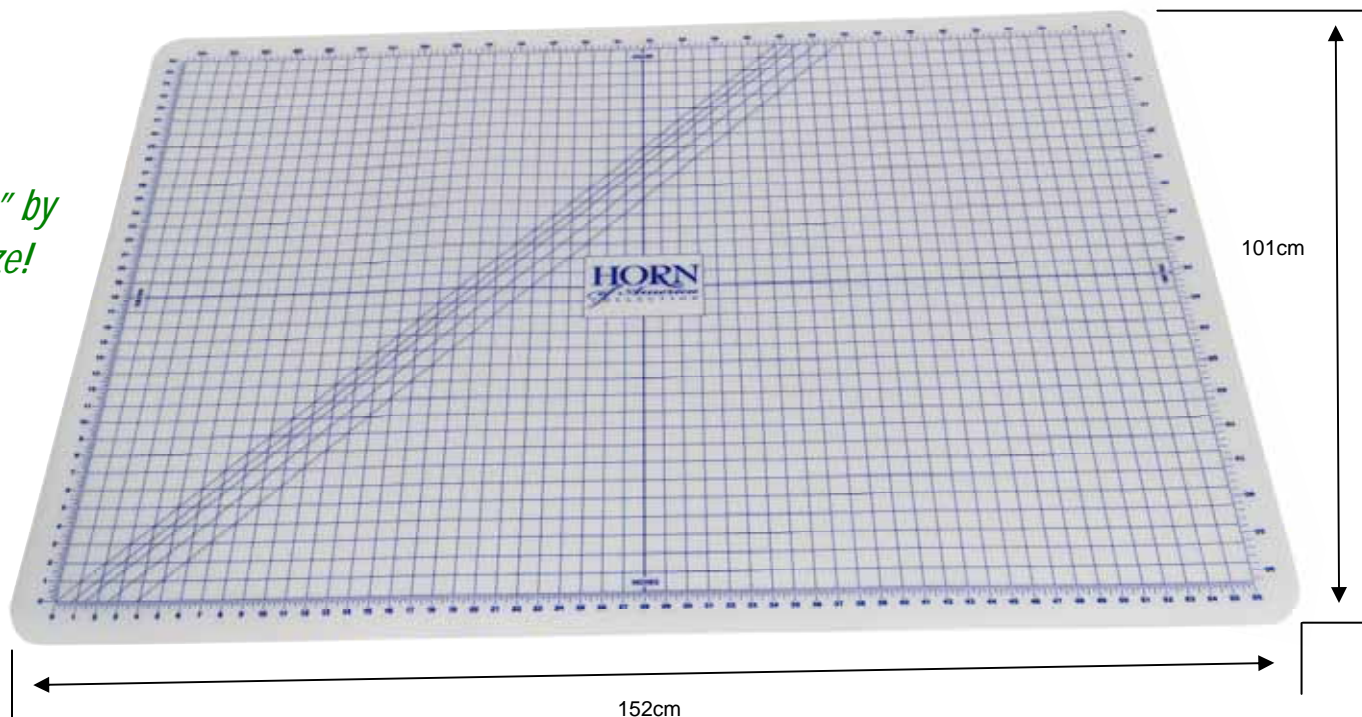
'A cut above the rest'

**Huge
Cutting Mat**

- This cutting mat is tailor made to fit the HILO & Sewer's Vision but can be purchased separately for use on a table of your choice.

*Marked with both Metric and
Imperial measurements*

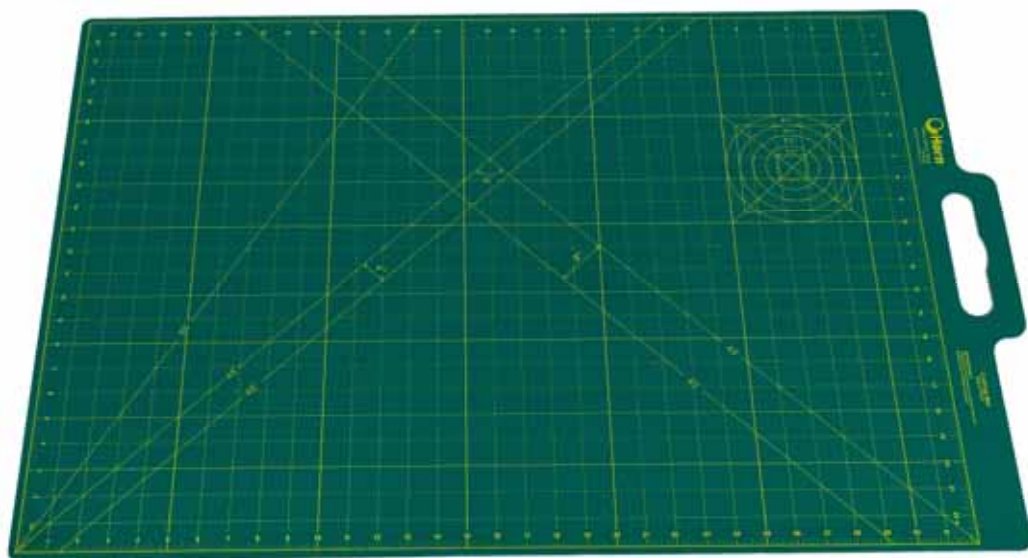
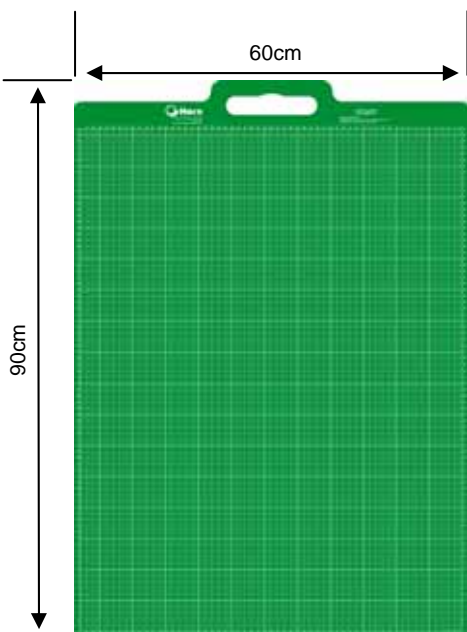
*Huge 60" by
40" size!*



**Horn A1
Cutting mat**

*Top
quality!*

New!



- Self healing, triple thickness (3mm), designed for rotary cutters.
- Tough, long lasting surface, helps extend the life of your blades.
- Accurate measurements & reversible. Inches & grids one side, metric measurements on the other.
- Made with the highest EN-71 specifications.
- Large 24ins x 34ins size (600mm x 900mm inc. handle).
- Convenient carrying handle.

*The best mat
you'll ever use!*

**Horn
Essentials**

Another professional quality product from
the new Horn Essentials range....

New
LED LIGHT

Horn Essentials

Another professional quality product from
the new Horn Essentials range....

New!

- Constructed using the latest lighting technology in the form of a row of LED's (Light Emitting Diodes).
- Dimmable. Can be adjusted from a soft warm mood style illumination to a high brilliant white light at the touch of a button. This makes it ideal for kinds of application from reading, sewing, embroidery, craft, really any all type of hobby work.
- Supplied with both a weighted base for easy table top standing or a versatile clamp to allow you to fix it to your cabinet or work bench.
- Multi positional ability. The inspired design has 6 flexible joints making its position highly adjustable.
- Low heat & an economical low energy saving 8 Watt electricity consumption.
- A long 30000 hours LED lifetime rating.
- Available in a Stylish, refined, clean white finish.
- Quality at an affordable price.

Extremely
adjustable design!

Supplied with a handy lamp clamp,
allowing you to fit it to other surfaces



Dimmable!

A Quality craft lamp at an affordable price...
...you're going to just love this light!

- Horn rear mounted 3 step sewing machine air-lifter



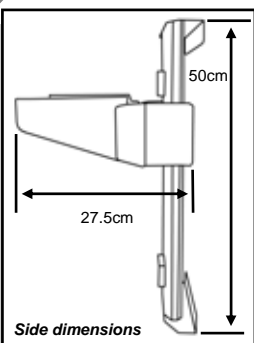
- Versatile fixing ability with multi-hole brackets.
- Easier fitment or removal due to its all in one style.
- Smooth & simple to operate lifting operation.
- Solid movement on 8 ball steel roller bearings.
- Fitted with a new position locking screw.
- Automatic push-down release mechanism, (no levers), enabling an easy lifting and storing operation for your sewing machine.
- 3 adjustable stop positions.
- Durable zinc plated finish on the mast.
- Solid, reliable German made quality.

New!

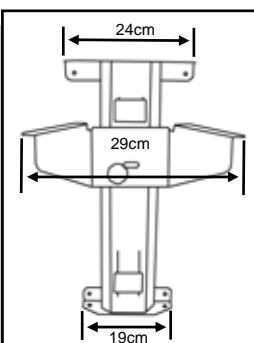
German made
quality!



Sewing machine air-lifter side shot



Side dimensions




Front dimensions

Sewing machine air-lifter front shot

The Horn easy air-lifter system explained....

It couldn't be easier or more effective. Simply push down on the top of your sewing machine and it will lift your machine to the desired position for you!

Our easy to use air-lift system can be adjusted to fit virtually any domestic sewing machine...



*Table top position
(Free-arm position)*



Stored position



*Position for insert / inset
(Flat-bed position)*

**YOU NEED NEVER LIFT
OR CARRY YOUR SEWING
MACHINE AGAIN!**